

Metallic Centrifugal Magnet Drive Pumps




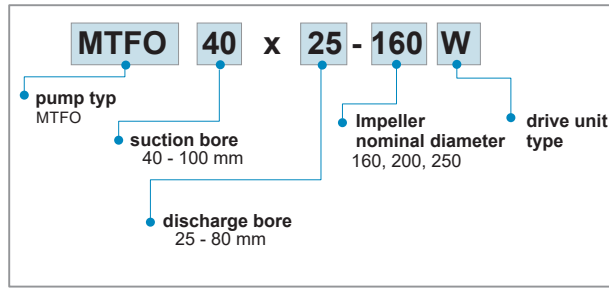
Extensive Hydraulic Performance, Seal-less, Corrosion Resistant , Leak Free

Pump Series	MTFO	
Frequency Hz	50	60
Max. Head m (ft)	80 (262)	85 (279)
Max. Capacity LPM (GPM)	1600 (423)	1200 (317)
Operating Temperature °C (°F)	-80 (112) to 280 (536)	
Maximum Specific Gravity	2	
Maximum Viscosity (mPa·s,cP)	300	
Design pressure (MPaG)	1.6	
Flange standard	ASME/DIN/JIS	
Impeller type	Open	
(Synchronized) rotation speed(rpm)	1500,1800,3000,3600	
Bore (Suction x Discharge) mm	40 x 25 to 100 x 80	
Motor Output	2.2 to 22 kW	
Pump Material	SCS13(SUS304) SCS14(SUS316) ALLOY20 Hastelloy-C equivalent	
Magnet Material	Rare earth (Nd/SmCo)	

Close-Coupled Process Pumps

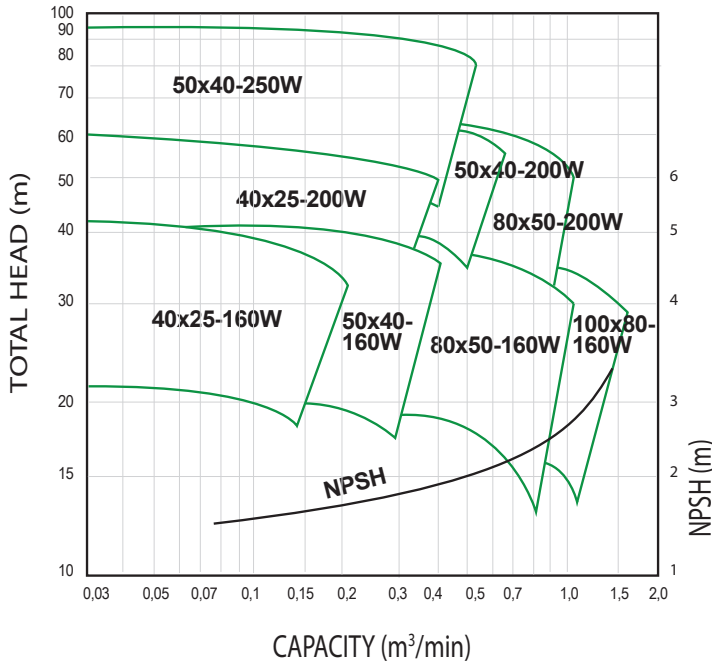
Max. Capacity 1600 LPM / Max. Head 85 m

- » Metallic centrifugal magnet drive pumps
- » Cover a wide range of motor capacities, up to 22kW
- » Pump materials offer excellent corrosion resistance
- » Stainless steel is standard. Alloy20 and Hastelloy-C equivalent and other alloys available on request
- » Magnet drive is supported by the standard SiC bearing (SiC-D is optional)
- » High efficiency and leak free design
- » Easy to disassemble and reassemble
- » Contact factory for applications with solids up to 30%
- » Industry-leading support from Iwaki America

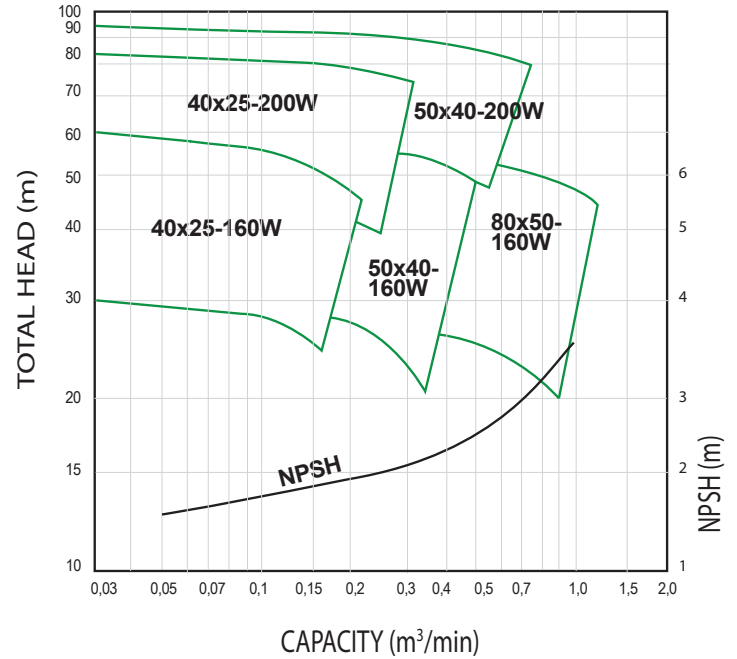


Performance

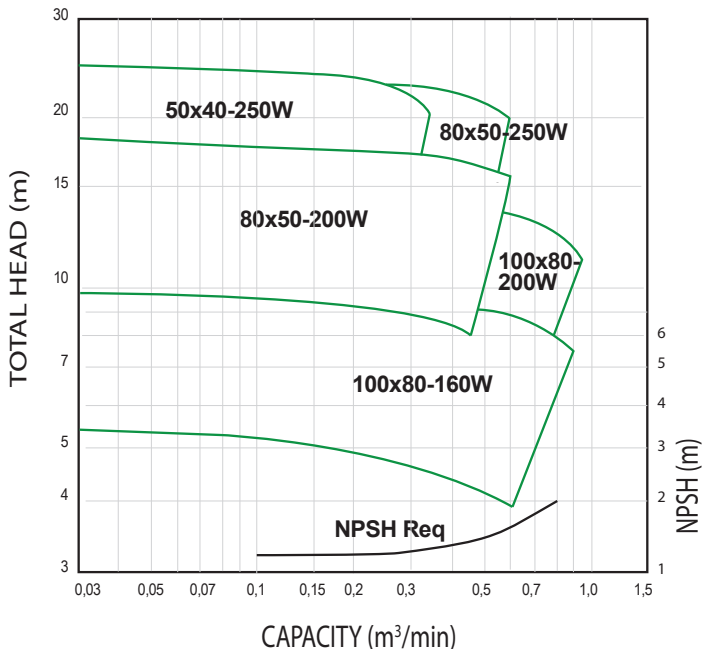
MTFO 3,7kW-18,5kW 50 Hz



MTFO 3,7kW-22kW 60 Hz



MTFO 2,2kW-5,5kW 50 Hz



MTFO 2,2kW-5,5kW 60 Hz

